

85~89 Merkur	83~86 T- Bird 83~84.5 Mustang GT	84~85 SVO Mustang	85.5~86 SVO Mustang	87~88 T-Bird	Application	Name	Misc Info
1	1	1	1	1	Keep Alive Power	KAPWR	
-	-	-	-	2	Brake On-Off	BOO	
-	-	-	-	3	VSS	VSSDIF (+)	
4	4	4	4	4	Ignition Diagnostic Monitor	IDM	
-	-	-	-	6	VSS	VSSDIF (-)	
7	7	7	7	7	Engine Coolant Temperature	ECT	
10	10	10	10	10	A/C Clutch	ACC	
16	16	16	16	16	Ignition Ground	IGN GND	
17	17	17	17	17	Self Test Output	STO	check engine light
20	20	20	20	20	Case Ground	CSE GND	
21	21	21	21	21	Idle Speed Control	ISC	
22	22	22	22	22	Fuel Pump Control	FP	
23	23	23	23	23	Knock Sensor	KS	
25	25	25	25	43	Vane Air Temperature	VAT	
-	-	-	-	25	Air Charge Temp	ACT	Measured after the Intercooler
26	26	26	26	26	Voltage Reference	Vref	regulated 5V from EEC
29	29	29	29	29	Exhaust Gas Oxygen Sensor	EGO	
30	30	-	-	30	Neutral Drive Switch (auto)	NDS	
-	-	30	30	24	Neutral Input (stick)	NI	tie 30 to 46 on stick on LA3
32	32	32	32	31	Octane Switch	OCT ADJ	tie 24 to 46 for premium in LA3
34	-	-	-	34	Boost Control	BOOST	SVO's use a separate
35	35	35	35	33	Data Output Link	DOL	used with tripminder
-	-	-	-	35	EGR Shutoff	EGR S/O	
36	36	36	36	36	Programmed Ride Control	ACL	
37	37	37	37	36	Spark Output	SPOUT	
40	40	40	40	37	Vehicle Power	V PWR	12V from battery tied to 57
-	-	-	-	40	Battery Ground	BATT GND	
43	43	43	43	42	Kick Down Solenoid	KDS	Automatic Tranny only
45	45	45	45	27	high-electro drive fan	HEDF	
46	46	46	46	45	Vane Air Flow	VAF	
47	47	47	47	45	Barometric Pressure	BP	aka. BAP sensor
48	48	48	48	46	Signal Return	SIG RET	
49	49	49	49	47	Throttle Position	TP	aka TPS
-	-	-	-	48	Self Test Input	STI	
-	-	-	-	49	EGO Ground	EGO GND	
-	-	-	-	52	converter clutch override	CCO	Automatic Tranny only
54	54	54	54	54	WOT A/C Cutoff	WAC	
-	-	-	-	55	Eletro Drive Fan	EDF	
56	56	56	56	56	Profile ign pickup	PIP	
57	57	57	57	57	Vehicle Power	V PWR	12V from battery tied to 37
58	58	58	58	58	Injector Bank 1	INJ 1	
59	59	59	59	59	Injector Bank 2	INJ 2	
60	60	60	60	60	Battery Ground	BATT GND	

Add wires	2	25	52
	3	30	54
	6	34	55

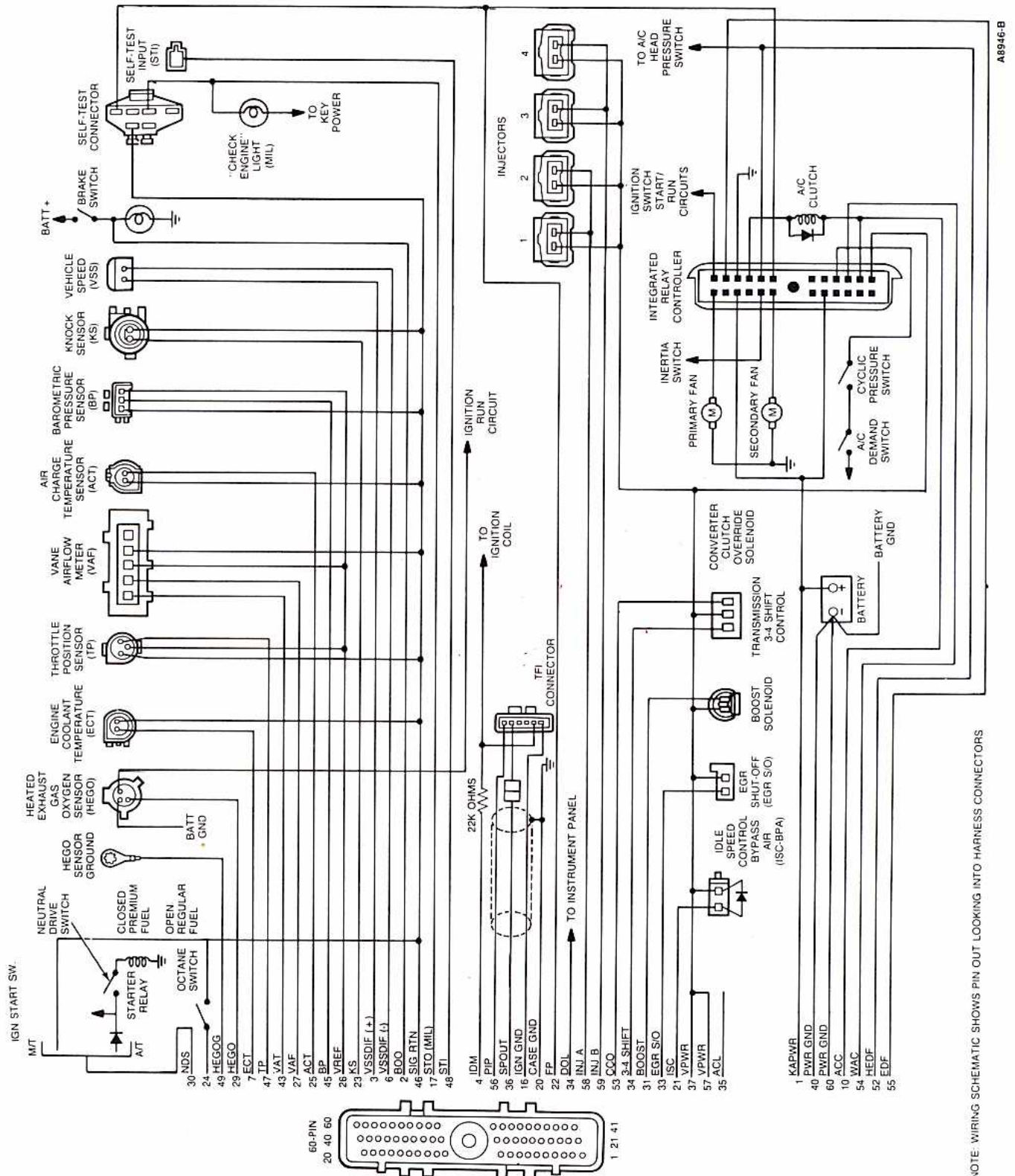
Move wires	43 --> 27	35 --> 33
	25 --> 43	32 --> 31
	30 --> 24	

# 2.3L TC OHC MFI

VIN Code W (145-175hp)  
"Bosch-Ford"

# 1987 Thunderbird/Mercur

VIN:  1  2  3  4  5  6  7  8 ...  17  
Engine code



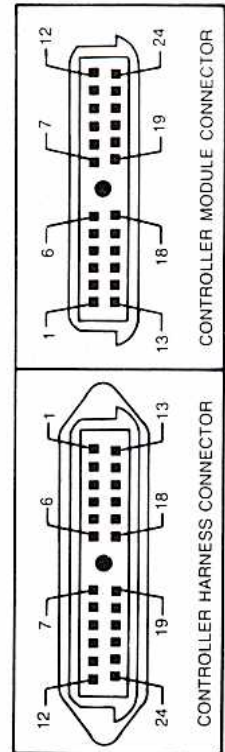
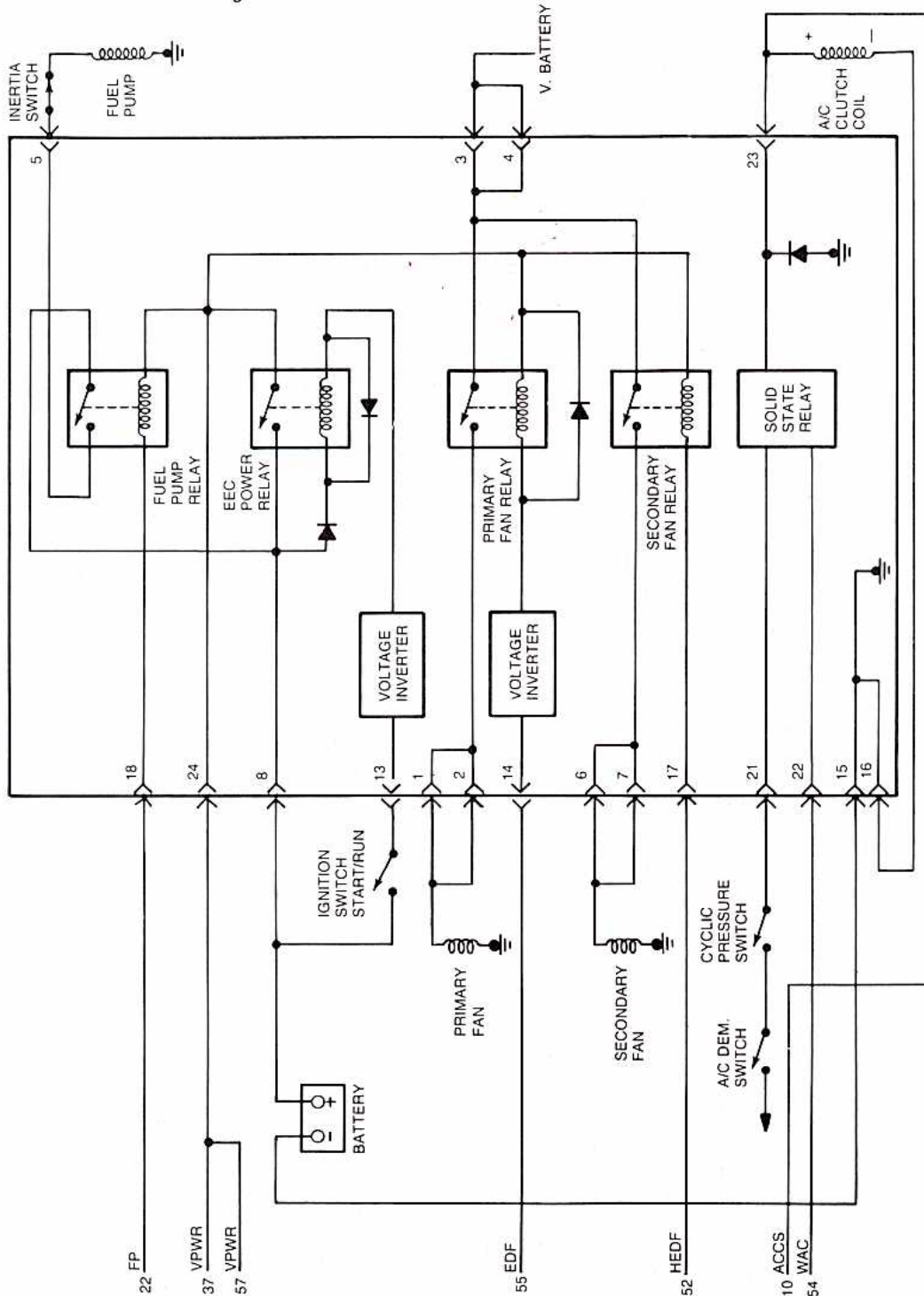
NOTE: WIRING SCHEMATIC SHOWS PIN OUT LOOKING INTO HARNESS CONNECTORS

**2.3L  
TC OHC MFI**

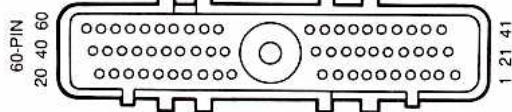
VIN Code W (145-175hp)  
"Bosch-Ford"

**1987  
Thunderbird/Mercur  
Integrated Relay Controller Module**

VIN:  1  2  3  4  5  6  7  8 ...  17  
Engine code



A9903-A



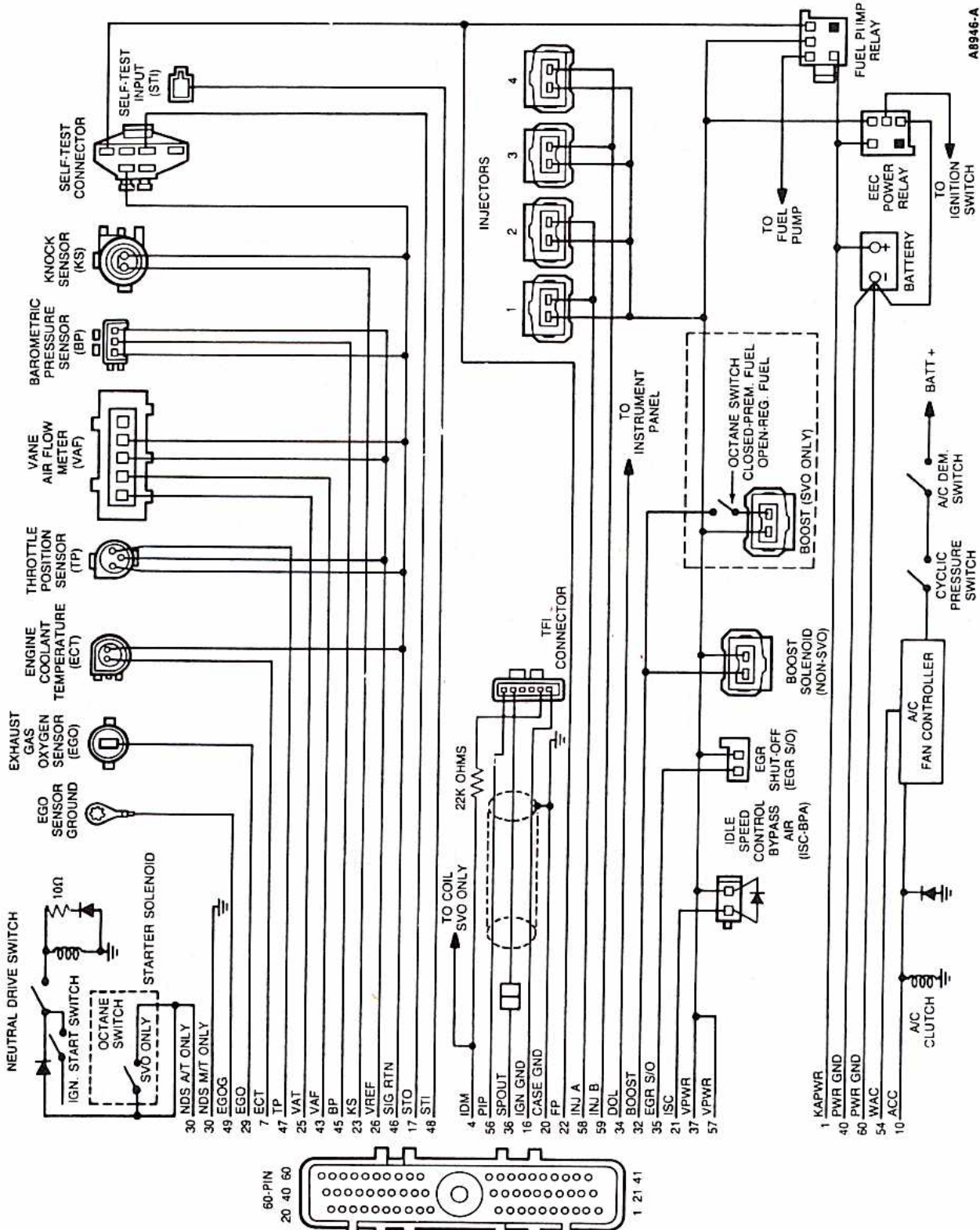


2.3L  
TC OHC MFI

VIN Code T (150-190hp)  
"Bosch-Ford"

1986  
SVO Mustang, Thunderbird/Cougar

VIN:                   
Engine code



12